

**P R O V E N**

## Quality, Dependability and Reliability

Avtech's 90-42305 Lightplate Connector provides isolated two circuit power to a mated lightplate. The connector has a floating feature to enhance and facilitate lightplate installation and printed circuit card pins to permit plug mating with Amp 50865 or equivalent PC board sockets.



### PCB PIN LIGHTPLATE CONNECTOR

The 90-42305 connector also has a spring for low force ejection of the lightplate plug and mates with MS90335 lightplate plugs.

- Provides isolated two circuit power to mated lightplates
- Connector "floats" thereby facilitating mating of subassemblies
- PC board sockets interface directly with Amp 50865 or equivalent PC board sockets
- Connector is spring loaded for low force ejection of the lightplate plug
- Mates with MS90335 lightplate plugs
- Options available for panel thicknesses of 0.062" and 0.125"

Lightplate Connector PN	Panel Thickness
90-42305-1	0.062" thick
90-42305-2	0.125" thick

Avtech Corporation

3400 Wallingford Ave. North

Seattle, Washington 98103

[www.avtcorp.com](http://www.avtcorp.com)

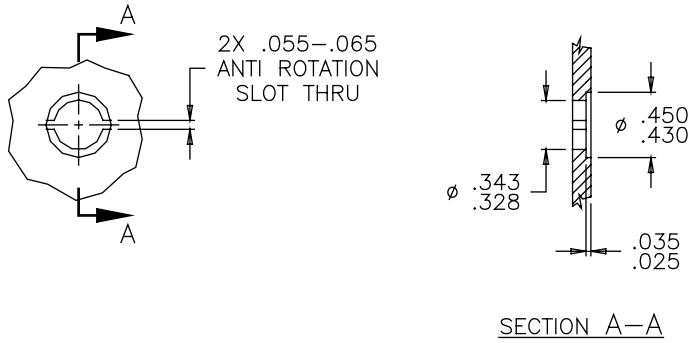
Tel: (206) 695-8000

Fax: (206) 695-8011

**avtech**   
*Ideas That Fly*  
An Aviation Technologies, Inc. Company

Copyright © 2006 Avtech Corporation. All rights reserved. Avtech is an operating company of Aviation Technologies, Inc. (ATI), a leading manufacturer in aerospace and defense located in Lynnwood, Washington. ATI operating companies share a common vision for value creation through strategic clarity and a focus on performance. Further information on ATI is available at [www.aviationtech.com](http://www.aviationtech.com).

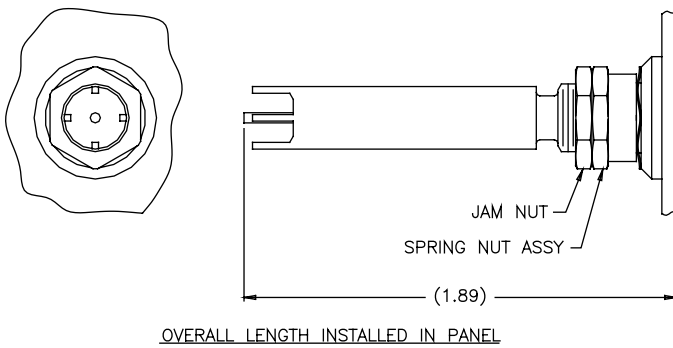
## SUGGESTED PANEL CUT-OUT



## CHARACTERISTICS

Characteristic	Description
Radial Float	.005 to .010 inches
Axial Grip on Mounting Plate	3 to 5 pounds force
Lightplate Mating Force	4 lbs. Max.
Lightplate Extraction Force	2 lbs. Max.

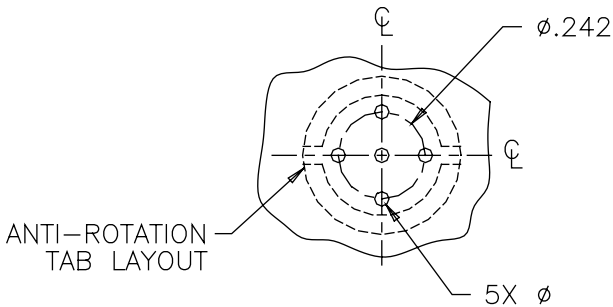
## OVERALL LENGTH INSTALLED IN PANEL



## ELECTRICAL REQUIREMENTS

Requirement	Value	Units
Operating Voltage	5 or 28 5 or 115	Vdc VAC
Output Current	3 Amp 1 Amp	5 or 28 Vdc 120 VAC
Dielectric Withstanding Voltage (Between insulated circuits)	1200	Vac 60Hz for 1 minute
Dielectric Withstanding Voltage (Between circuits and panel)	1500	Vac 60Hz for 1 minute
Contact Resistance	50	milliohms max

## SUGGESTED CIRCUIT CARD LAYOUT



SUGGESTED CIRCUIT BOARD -

## MATERIALS FINISHES

Material	Finish
Body	Brass per QQ-B-626 Plated QQ-N-290 (low stress nickel)
Center Contact	Berylco 25 plated MIL-C-26074 (Elec. nickel)
Spring Nut and Jam Nut	Brass per QQ-B-626 plated QQ-N-290 (low stress nickel)
Float/Insulator	Nylon

